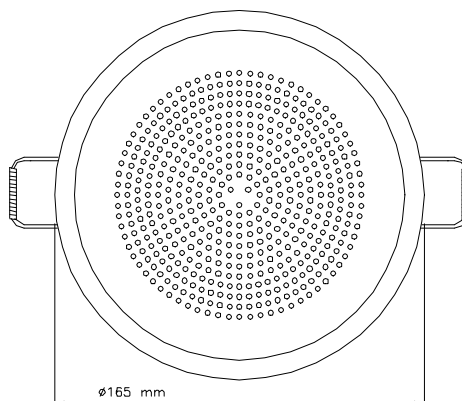
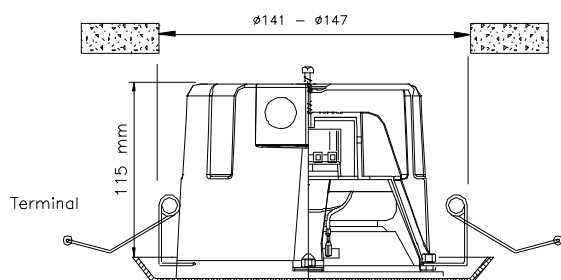




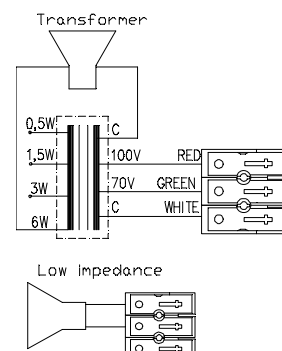
DNH

BKF-560CR(T)

ISO 9001 CERTIFIED



CIRCUIT DIAGRAM



70/100 Volt combined transformer
Primary connections

White : Green	70 V
White : Red	100 V

Secondary nominal tapings

C : 6W	6,0 W
C : 3W	3,0 W
C : 1,5W	1,5 W
C : 0,5W	0,5 W

Sound pressure levels at 1W/1m w/P-5/15T

SPL vs Freq



Specifications

Material / Color	Aluminum / RAL9010
Plastic dust box	UL94-V0
Mounting	Springs
Termination	Spring clamps
Weight	0,74 kg
IP-rating	42
Max. / min. amb. temp	90°C / -20°C
Rated / max. power	6 W / 15 W
SPL 1W/1m	90 dB
SPL rated power	97 dB
Effective freq. range	200 – 15000 Hz
Dispersion (-6dB) 1kHz / 4kHz	170° / 60°
Options	Impedances, colors, labels

Installation, Operation and Maintenance Procedures

- Remove box by 1 screw, lead cable trough cable gland, connect to terminal (70V or 100V) and select required tapping in to the transformer.
- Install box by 1 screw to loudspeaker and mount the complete loudspeaker by bending back 2 springs.
- For optimum performance, always use the correct voltage / power and operate within the frequency limits as stated.
- Do not open loudspeaker when energized.
- This loudspeaker is supplied with a 2 year warranty against defective workmanship.

DNH reserves the right to alter specifications without notice





Thank you for reading this data sheet.

For pricing or for further information, please contact us at our UK Office, using the details below.



UK Office

Keison Products,

P.O. Box 2124, Chelmsford, Essex, CM1 3UP, England.

Tel: +44 (0)330 088 0560

Fax: +44 (0)1245 808399

Email: sales@keison.co.uk

Please note - Product designs and specifications are subject to change without notice. The user is responsible for determining the suitability of this product.