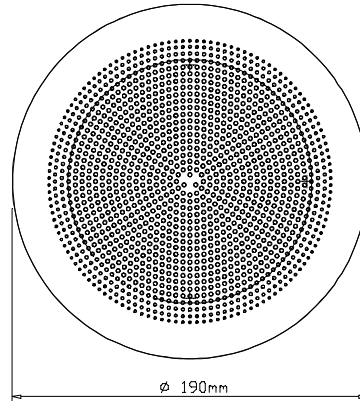
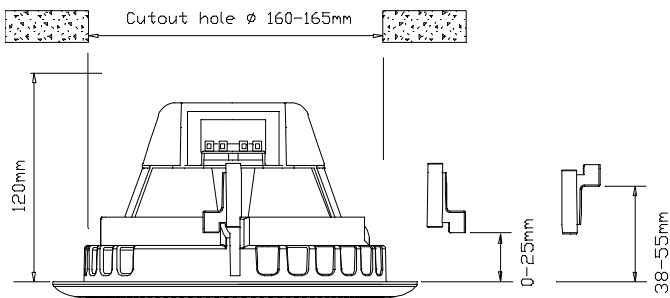




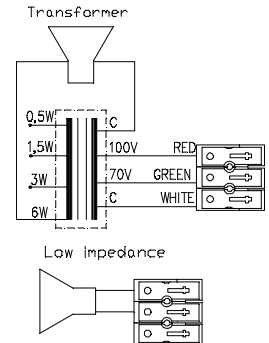
DNH

BP-560(T)

ISO 9001 CERTIFIED



CIRCUIT DIAGRAM



70/100 Volt combined transformer	
Primary connections	
White : Green	70 V
White : Red	100 V
Secondary nominal tapings	
C : 6W	6,0 W
C : 3W	3,0 W
C : 1,5W	1,5 W
C : 0,5W	0,5 W

Sound pressure levels at 1W/1m w/P-5/15 T
SPL vs Freq



Specifications

Material / Color	PA / ABS / RAL9010
Mounting	Hooks
Termination	Spring clamps
Weight w/transformer	0,73 kg
IP-rating	
Max. / min. amb. temp	90°C / -20°C
Rated / max. power	6 W / 10 W
SPL 1W/1m	90 dB
SPL rated power	97 dB
Effective freq. range	120 – 20000 Hz
Dispersion (-6dB) 1kHz / 4kHz	
Directivity factor, Q	
Options	Impedances, colors, labels

Installation, Operation and Maintenance Procedures

- Install ring into the cutout hole, screw the screws connected to the three hooks clockwise until the ring is fixed to the ceiling.
- Connect to terminal (70V or 100V) and select required tapping in to the transformer.
- Turn the grill gently clockwise within the ring until it stops.
- Hooks can be mounted both ways, see drawing at top of the page.
- For optimum performance, always use the correct voltage / power and operate within the frequency limits as stated.
- Do not open loudspeaker when energized.
- This loudspeaker is supplied with a 2 year warranty against defective workmanship.

DNH reserves the right to alter specifications without notice





Thank you for reading this data sheet.

For pricing or for further information, please contact us at our UK Office, using the details below.



UK Office

Keison Products,

P.O. Box 2124, Chelmsford, Essex, CM1 3UP, England.

Tel: +44 (0)330 088 0560

Fax: +44 (0)1245 808399

Email: sales@keison.co.uk

Please note - Product designs and specifications are subject to change without notice. The user is responsible for determining the suitability of this product.