
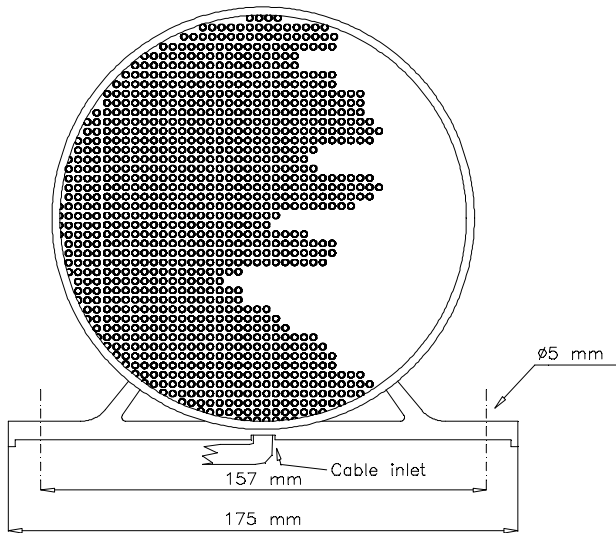




# DNH

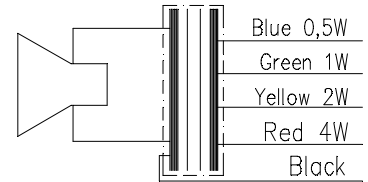
## CAR-4(T)

ISO 9001 CERTIFIED

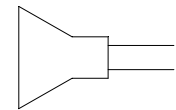


Circuit diagram

Transformer



Low impedance



100 V Primary nominal tapings	
Black : Red	4,0W
Black : Yellow	2,0W
Black : Green	1,0W
Black : Blue	0,5W

SPL at 1W/1m with P5 / 15T

**SPL vs Freq**



**Specifications**

Material / Color	Aluminum / RAL9010 or Anodized
Mounting	Foot bracket
Termination	Cable, 1m
Weight w/transformer	1,3 Kg
IP-rating	NA
Max. / min. amb. temp	90°C / -40°C
Rated / max. power	4 W / 6 W
SPL 1W/1m	90 dB
SPL rated power	96 dB
Effective freq. range	150 – 20000 Hz
Dispersion (-6dB) 1kHz / 4kHz	360° / 50°
Directivity factor, Q(2kHz)	
Options	Impedance, colors, labels

### Installation, Operation and Maintenance Procedures

- Fasten bracket with screws and terminate cable to a suitable junction box.
- For optimum performance always use the correct voltage / power and operate within the frequency limits as stated.
- This loudspeaker is supplied with a 2 year warranty against defective workmanship.

DNH reserves the right to alter specifications without notice





Thank you for reading this data sheet.

For pricing or for further information, please contact us at our UK Office, using the details below.



**UK Office**

**Keison Products,**

**P.O. Box 2124, Chelmsford, Essex, CM1 3UP, England.**

**Tel: +44 (0)330 088 0560**

**Fax: +44 (0)1245 808399**

**Email: [sales@keison.co.uk](mailto:sales@keison.co.uk)**

Please note - Product designs and specifications are subject to change without notice. The user is responsible for determining the suitability of this product.